




starcraft®

PROFESSIONAL TOOLS



MANUAL TILE CUTTER

7023 / PROFESSIONAL TILE CUTTER



- * Linear ball bearing slides for smooth scoring.
- * Built-in independent oiling pot lubricate the track to extend the service life.
- * Ergonomic handle design for a more comfortable grip, greatly improving work efficiency.
- * Upgraded front, middle and rear aluminum scales for more accurate cutting.
- * Double tile support with accessory for cutting at 45°.
- * Side arm extensions to support large format tiles.
- * Reinforced, thick steel base for greater rigidity and cutting capacity.
- * Equipped with wheels for mobility.

800-1000 mm

CUTTING ANGLE
0-60°

15 mm (max)

1000 KG

22x6x6 mm
YG-6X

Cutting accuracy: +/-1mm, Steel Bottom Plate, more stable, high hardness.

Bearing Quantity	23	The width of a side rule	8CM
Bottom Plate width	10cm	Bottom Plate material	Steel
Sliding head	Aluminum	Antirust oiler	YES
Cutter wheel material	Carbide	Front end ruler	Aluminum
Track size	15X45mm	Laser Positioning	YES

ITEM NO.	Max. Cutting Length (m)	Min. Cutting Width (mm)	Max. Cutting Thickness (mm)	PCS/CTN	Weight (KG)	CTN Meas. (CM)
70230301WH	32" 800mm	35mm	6-15mm	2	29KG	107*31*30
70230302WH	40" 1000mm	35mm	6-15mm	2	32.5KG	127*31*30



7024 / PROFESSIONAL TILE CUTTER




- * Dual chrome-plated rugged steel rails for greater resistance to deformation and with stand long hours of friction without wear and tear.
- * Strong breaking power for cutting all kinds of tiles.
- * Adjustable straight edge measurement guides for equal size cuts and 45 degree angle cuts.
- * Durable aluminum alloy base with heavy duty rubber pads for cutting stability.
- * Sliding block with linear bearings to ensure smooth sliding.
- * Extra 2 side arm extensions to support large format tiles.
- * Ergonomic large, high-leverage grip handle makes cutting easier and reduces fatigue.

600-1000 mm	CUTTING ANGLE 0-60°	15 mm (max)	800 KG
	22x6x6 mm YG-6X		Al

Cutting accuracy: +/-1mm. Aluminium Bottom Plate, more stable, high hardness.

Bearing Quantity	2	The width of a side rule	/
Bottom Plate width	20cm	Bottom Plate material	Aluminum
Sliding head	Aluminum	Antirust oiler	/
Cutter wheel material	Carbide	Front end ruler	Aluminum
Track size	φ 20mm	Laser Positioning	YES

ITEM NO.	Max. Cutting Length (mm)	Min. Cutting Width (mm)	Max. Cutting Thickness (mm)	PCS/CTN	Weight (KG)	CTN Meas. (CM)
70240301WH 24"	600mm	35mm	6-15mm	2	19KG	83*27.5*39
70240302WH 32"	800mm	35mm	6-15mm	2	22.2KG	103*27.5*39
70240303WH 40"	1000mm	35mm	6-15mm	2	25.6KG	123*27.5*39



7025 / PROFESSIONAL TILE CUTTER



- * Full aluminum alloy base for a greater rigidity and cutting capacity.
- * Solid rail makes cutting work more accurate and suitable for long-term use.
- * Strong breaking power for cutting all kinds of tiles.
- * Adjustable straight edge measurement guides for equal size cuts and 45 degree angle cuts.
- * Durable aluminum alloy base with heavy duty rubber pads for cutting stability.
- * Sliding block with linear bearings to ensure smooth sliding.
- * Extra 2 side arm extensions to support large format tiles.
- * Ergonomic large, high-leverage grip handle makes cutting easier and reduces fatigue.

600-1200 mm

CUTTING ANGLE 0-60°

15 mm (max)

800 KG

22x6x6 mm YG-6X

Al

Cutting accuracy: +/-1mm, Aluminium Bottom Plate, more stable, high hardness.

Bearing	6	The width of a side rule	/
Bottom Plate width	20cm	Bottom Plate material	Aluminum
Sliding head	Aluminum	Antirust oiler	/
Cutter wheel material	Carbide	Front end ruler	Aluminum
Track size	22.5x22.5mm	Laser r Positioning	YES

ITEM NO.	Max. Cutting Length (mm)	Min. Cutting Width (mm)	Max. Cutting Thickness (mm)	PCS/CTN	Weight (KG)	CTN Meas (CM)
70250301WH	24" 600mm	35mm	6-15mm	2	16.3KG	88*29*52
70250302WH	32" 800mm	35mm	6-15mm	2	19KG	108*29*52
70250303WH	40" 1000mm	35mm	6-15mm	2	22.2KG	128*29*52
70250304WH	48" 1200mm	35mm	6-15mm	2	27.4KG	148*29*52



7025 / PROFESSIONAL TILE CUTTER



- * Magnetic breaker provides direct view of scoring line.
- * Fast operating system with magnet, for one-hand use.
- * Handle with soft grip for better ergonomics and comfort.
- * Wide base surface for higher stability and cutting quality.
- * Heavy-duty metal extension feet for excellent tile placement.
- * Reinforced supporters for heavy-duty work, and high durability.
- * The adjustable aluminum gauge provides greater precision in angle cuts.


600-1000 mm	CUTTING ANGLE 0-60°	14 mm (max)	800 KG
	22x6x6 mm YG-6X	Ti COATED	

ITEM NO.	CUTTING LENGTH (MM)	Diagonal cutting (MM)	Cutting thickness (MM)	PCS/CTN	Product Weight (KG)	Packing (CM)
70250305F	24" 600mm	425mm	14mm	2	15/14KG	82.5*20*48.5CM
70250306F	32" 800mm	565mm	14mm	2	18/17KG	106*20*48.5CM
70250307F	40" 1000mm	705mm	14mm	2	20/19KG	126*20*48.5CM



7026 / PROFESSIONAL TILE CUTTER



900-1550 mm	CUTTING ANGLE 0-60°	16 mm (max)	1000 KG
	22x6x6 mm YG-6X	Ti COATED	AL

- * Ergonomic handle with soft grip for better grip and comfort.
- * Robust aluminum base light and easy to carry.
- * Comes with 2 extra aluminum extension feet for large tiles.
- * Reinforced guide, greater bending resistance and increased precision.
- * 80cm aluminum adjustable gauge for fast and accurate measurement.
- * Guide system highly resistant to impacts resulting in longer product life.
- * Patented lockable breaker with plastic protector, ensuring better visibility of scoring and cutting zone.


ITEM NO.	CUTTING LENGTH (MM)	Diagonal cutting (MM)	Cutting thickness (MM)	PCS/CTN	Product Weight (KG)	Packing (CM)
70260301F	36" 900mm	635mm	16mm	2	20KG	116*25*26CM
70260302F	48" 1200mm	850mm	16mm	1	14KG	146*25*26CM
70260303F	62" 1550mm	1095mm	16mm	1	18KG	181*25*26CM



7027 PROFESSIONAL TILE CUTTER



- * Steel base for greater rigidity and cutting capacity.
- * Cuts wall and floor tiles up to 12mm thick.
- * Dual chrome-plated heavy duty steel rails ensure smooth scoring.
- * Ergonomic anti-slip handle for comfortable grip.
- * Equipped with long-lasting tungsten carbide cutting wheel: \varnothing 22x6x6mm.

600-1000 mm	CUTTING ANGLE 0-60°	12 mm (max)	800 KG
	22x6x6 mm YG-6X	Ti COATED	


ITEM NO.	CUTTING LENGTH (MM)	Diagonal cutting (MM)	Cutting thickness (MM)	PCS/CTN	Product Weight (KG)	Packing (CM)
70270301F	24" 600mm	425mm	12mm	2	19/18KG	84.5*21.5*38CM
70270302F	32" 800mm	565mm	12mm	2	22/20KG	104.5*21.5*38CM
70270303F	40" 1000mm	705mm	12mm	2	27/26KG	124.5*21.5*38CM



7028 / PROFESSIONAL TILE CUTTER



- * Steel base for greater rigidity and cutting capacity.
- * Cuts wall and floor tiles up to 1200mm in length and 12mm thick.
- * Heavy duty cutter with interior bearings for high precision
- * 80cm aluminum adjustable gauge for fast and accurate measurement.
- * Tungsten carbide cutting wheel: Φ 22x6x6mm
- * Wheels for easy transport.

1200 mm	CUTTING ANGLE 0-60°	12 mm (max)	1200 KG
	22x6x6 mm YG-6X	Ti COATED	

ITEM NO.	CUTTING LENGTH (MM)	Cutting thickness (MM)	PCS/CTN	Product Weight (KG)	Packing (CM)
70280301F	48" 1200mm	12mm	2	15/13KG	82*14*22CM




7029 PROFESSIONAL TILE CUTTER



- * Die casting aluminum base, light and easy to carry.
- * Cuts wall and floor tiles up to 1200mm in length and 12mm thick
- * Dual chrome-plated heavy duty steel rails ensure smooth scoring.
- * Double color TPR handle for comfortable grip.
- * Tungsten carbide cutting wheel: Φ 22x6x6mm

ITEM NO.	CUTTING LENGTH (MM)	Cutting thickness (MM)	PCS/CTN	Product Weight (KG)	Packing (CM)
70290301B	24" 600mm	12mm	4	21/19KG	82*17*44CM

600 mm	CUTTING ANGLE 0°/60°	12 mm (max)	800 KG
	22x6x6 mm YG-6X	Ti COATED	AL



7030 / PROFESSIONAL TILE CUTTER



- * Robust single guide system highly resistant to impacts resulting in longer product life.
- * Steel base for greater rigidity and cutting capacity.
- * Patented lockable breaker for visible cutting performance.
- * Precise aluminum gauge.
- * Double tile support with accessory for cutting at 45°.
- * Equipped with infrared laser for more precise cutting.
- * Extended labor-saving handle, ergonomic and heavy-duty construction.
- * Fully enclosed and self-adjusting sliding system.
- * Tungsten carbide cutting wheel: Φ 22x6x6mm



800-1200 mm	CUTTING ANGLE 45°/90°	16 mm (max)	1000 KG
	22x6x6 mm YG-6X	Ti COATED	LASER



Patented lockable breaker for visible cutting performance.



Aluminum gauge, beautiful and precise.



Equipped with infrared laser for more precise cutting.



Extended labor-saving handle, ergonomic and heavy-duty construction.



Fully enclosed and self-adjusting sliding system.

ITEM NO.	CUTTING LENGTH (MM)	Diagonal cutting (MM)	Cutting thickness (MM)	PCS/CTN	Product Weight (KG)	Packing (CM)
70300301F	32" 800mm	565mm	16mm	1	12.5KG	113*17.5*26CM
70300302F	40" 1000mm	705mm	16mm	1	15KG	133*17.5*26CM
70300303F	48" 1200mm	850mm	16mm	1	18KG	155*17.5*26CM



7031 INDUSTRIAL TILE CUTTER



- * Robust wide steel base with spring, guide, and breaking system.
- * Extended labor-saving handle.
- * Spring pads with shock absorber for better tile breaking.
- * 80cm aluminum adjustable gauge for fast and accurate measurement.
- * Heavy-duty extension arms with spring pads for supporting large size tile.
- * Tungsten carbide cutting wheel: $\Phi 22 \times 6 \times 6$ mm



Robust wide base, guide, and breaking system.



Extended labor-saving handle.





Spring pads with shock absorber for better tile breaking.



80cm aluminum adjustable gauge for fast and accurate measurement.



Heavy-duty extension feet with spring pads for supporting large size tile.

1050-1550 mm	CUTTING ANGLE 0-60°	18 mm (max)	1200 KG
	22x6x6 mm YG-6X	Ti COATED	

ITEM NO.	CUTTING LENGTH (MM)	Diagonal cutting (MM)	Cutting thickness (MM)	PCS/CTN	Product Weight (KG)	Packing (CM)
70310401F	42" 1050mm	740mm	18mm	1	27KG	136*35.5*28.5
70310402F	52" 1300mm	920mm	18mm	1	32KG	161*35.5*28.5
70310403F	62" 1550mm	1095mm	18mm	1	35.5KG	186*35.5*28.5

7032 / LARGE FORMAT SLAB CUTTERS



- * Cutting thickness ranges from 4mm to 12mm.
- * Designed specifically for cutting large format slabs.
- * Convenient canvas carrying bag for storage and easy to carry.
- * Extended ergonomic handle for comfortable and effortless operation.
- * Made from premium aluminum alloy, ensures lightweight construction and convenience.
- * High-quality bearing wheels enable cutting lengths up to 2000 meters and facilitate easy replacement.
- * Built-in suction cups on the guide rails eliminate the hassle of attaching separate suction devices providing secure adhesion to the material being cut.

ITEM NO.	CUTTING LENGTH (MM)	PCS/CTN	Product Weight (KG)	Packing (CM)
70320301F	3200	1	8KG	150*20*30



GUIDE RAILS CAN BE FLEXIBLY COMBINED TO ACCOMMODATE DIFFERENT DIMENSIONS.

YOU HAVE THE OPTION TO CHOOSE FROM: 1800MM AND 3200MM.

3200 mm	FAST LIGHT	12 mm (max)	1000 KG
	22x6x6 mm YG-6X	Ti COATED	



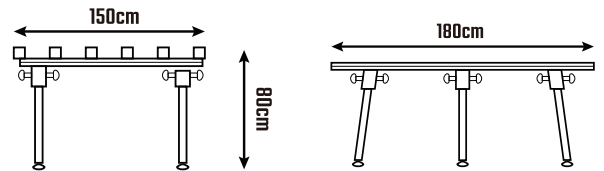

7033 / LARGE FORMAT SLAB WORKBENCH



- * Rigidity high-quality aluminum profile.
- * Multi-functional, can be used as a versatile workbench.
- * The leveling feet contribute to the increased stability of the set.
- * Comes with a durable nylon bag for storage and transportation.
- * Customization options are available for the table surface's anti-slip feature.
- * Fast and easy assembly and disassembly. with a convenient fixed connection system.
- * The extra-reinforced aluminum bars give the slab workbench a lightweight, high rigidity, and great stability.
- * The spacing of its 12 aluminum bars allows the user to make perforations and cuts without fear of damaging the table itself.

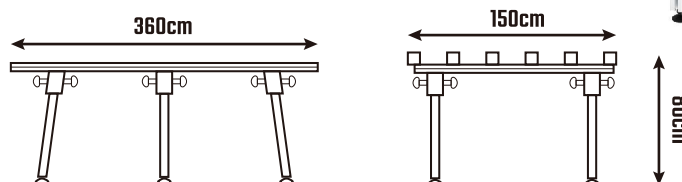



1800MM



ITEM NO.	TABLE SIZE (MM)	PCS/CTN	Product Weight (KG)	Packing (CM)
70330301F	1800x1500x800mm	1	38KG	183*26.5*20.5
70330302F	3600x1500x800mm	1	47.7KG	183*22*27

3600MM



7034 / CARBIDE REPLACEMENT WHEELS FOR MANUAL TILE CUTTERS



70340201K



Tungsten Carbide Cutting Wheel with Bearing

- * Size : $\Phi 22 \times \Phi 6 \times 6$ mm.
- * Maximum cutting length of 2000m
- * Made of cemented carbide material, solid and durable.
- * Mounted on bearing.
- * For sharp cutting in ceramic and porcelain tiles.
- * Suitable for manual tile cutters




70340302K



Titanium Coated Tungsten Carbide Cutting Wheel with Bearing

- * Size : $\Phi 22 \times \Phi 6 \times 6$ mm.
- * Maximum Cutting Length of 2000m.
- * Made of cemented carbide material, solid and durable.
- * Titanium coating helps maintain a sharp scoring edge for longer service life.
- * Mounted on bearing.
- * For sharp cutting in ceramic and porcelain tiles.
- * Suitable for manual tile cutters.





starcraft®

QUALITY · VALUE · INNOVATION

**Enjoy Work!
Enjoy Life!**

www.starcrafttools.com



Add: No. 880 Xingwen Road, Jiading District, Shanghai, China

Tel: 0086-21-33517000

Email: sales@starcraftgroup.com

Copyright © 2026